

# Reliable, Top-of-the-Line Doors with Many Benefits



- 8 mm tempered glass with **Lotus protection by MAA**
  - Easy-to-clean, non-stick surface
  - High-wear resistance
  - Optimal transparency
- **Magnetic closure** for a watertight seal
- Reversible doors for a **left or right opening**
- **Ability to adjust the doors** to adapt to wall tiles of different thicknesses for **increased watertightness**

## Pivot door



- Pivot door with gradual closing**
- Pressure on door closing ensures a watertight seal
- Raised pivot on door opening**
- Prevents premature wear of leakproof PVC
- Curved water deflector at the bottom of the door**
- Ensures that the water is kept inside the shower to prevent leakage

## Sliding door



- Soft Close by MAA**
- Prevents door slamming
  - Minimizes impact to extend product life
- Door rollers and Soft Close system encased in a sleek metallic chariot**
- Easy opening
  - Refined look
- Removable door bottom guide**
- Allows for easy maintenance



Half-wall shower



Half-alcove shower

## Discover a Shower with Infinite Possibilities

The **ModulR** shower is composed of a **sliding or pivot shower door** and a **shower base**, offered in **multiple configurations**. This shower is so adaptable, it can just as easily be used in a **new urban construction** as a **remodeling project**. It's simple and sleek lines inspire a unique and modern design style.

### Unlimited Flexibility

**Configurable in many ways and available in a wide variety of dimensions**, the **ModulR** shower allows you to create a unique and custom decor that will suit any bathroom layout.

Depending on your project, you can select:

- The **B3 shower base** only
- The **ModulR shower door** only
- The **B3 shower base and ModulR shower door** combined

Simple Installation. Sleek Design. Proven Watertightness.



# B3 Shower Bases

With so many different installation types to choose from, the B3 shower base by MAAX is the perfect choice for any number of bathroom layouts. Its sleek and minimalist design suits any décor and it's a quality product that is highly sought after by consumers.

## Flexibility

### INSTALLATION TYPES



Alcove  
(3 walls)



Corner left  
Corner right  
(2 walls)



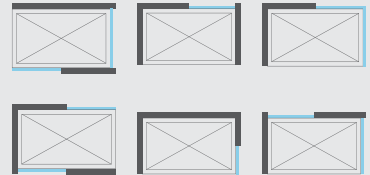
Alcove deep  
(3 walls)



Wall-mounted  
(1 wall)



Tunnel  
(2 walls)




Discover more  
configurations online

### DIMENSIONS




- 36" (L) x 36" (W)
- 48" (L) x 32" (W)
- 48" (L) x 34" (W)
- 48" (L) x 36" (W)
- 60" (L) x 30" (W)
- 60" (L) x 32" (W)
- 60" (L) x 36" (W)

### CHOICE OF COLORS



White  
(001)



Bone  
(004)



Biscuit  
(007)

### CHOICE OF DRAINS

- Right, left, center or back-end drain position depending on size and installation type
- Square drain with chrome stainless steel grid or standard round drain

## Peace of Mind



### Integrated tiling flanges

- Ensure watertightness



### 3-inch low threshold base

- Allows safe and easy access

### Smooth, non-porous acrylic surface

- Easy to clean

### Base reinforced with fiberglass and wood

- Increased strength and long-term resistance



Alcove shower (3 walls)



Corner tub shower (2 walls)

## ModulR Shower Doors

The **ModulR** shower doors are so **customizable** that they can easily be added to any bathroom design. They **bring a touch of sophistication to your projects**, while being **easy to maintain** for the end consumers.

### Versatility



#### DIMENSIONS



- Shower door: **78" (H)**
- Tub shower door: **58" (H)**

#### INSTALLATION OPTIONS

- With the **B3** shower base
- With a **ceramic** shower base
- With a **ModulR** bathtub

#### CHOICE OF OPENING MECHANISMS

- **Sliding door** (with the **Soft Close** by **MAAX** system)
- **Pivot door** (with gradual closing)

#### ACCESSORIES

- 9 x 9 inch **corner glass shelf**
- **Standard handle** (included)
- 45-inch **designer handle** that can be used as a towel hook (available in accessory)

#### FRAME AND GLASS FINISHES



Chrome  
(084)



Brushed  
nickel  
(305)



Clear glass  
with Lotus  
(900)



Glass shelf



Standard  
handle



Designer  
handle



CONFIGURE ONLINE  
your ModulR shower

[maaxmodulr.com/configurator](https://maaxmodulr.com/configurator)